Hector Kobbekaduwa Agrarian Research and Training Institute
Data Management Division
(Wholesale Prices of Rice & Subsidiary Food Crops)

2026.07.14

Item	Pettah				Marandagahamula			
	Range	Average		Change *	Range	Average		Change *
	2026.07.14	2026.07.14	2026.07.13		2026.07.14	2026.07.14	2026.07.13	
Rice (Rs/kg)								
Samba 1	230.00 - 235.00	232.00	237.00	-5.00	280.00 - 285.00	283.00	283.00	
Samba 2	225.00 - 228.00	226.00	230.80	-4.80	220.00 - 230.00	225.80	226.40	-0.60
Keeri Samba	260.00 - 330.00	302.00	292.00	10.00	335.00 - 360.00	343.60	344.80	-1.20
Nadu 1	195.00 - 200.00	198.00	198.00		227.00 - 228.00	227.33	227.67	-0.33
Nadu 2	190.00 - 192.00	191.00	191.00		185.00 - 200.00	191.60	190.80	0.80
Raw red	155.00 - 170.00	162.50	162.50		168.00 - 180.00	173.60	173.80	-0.20
Raw White	175.00 - 190.00	182.50	180.00	2.50	170.00 - 193.00	181.00	182.40	-1.40
Imported Rice								
Ponne Samba	225.00 - 228.00	226.00	226.67	-0.67	-			
Nadu	-				-			
Raw White	-				-			
Raw red								
Subsidiary Food Crops								
Dried Chillies (Rs/Kg)								
Imported	1050.00 - 1275.00	1162.50	1137.50	25.00				
Local								
Onion (Rs/Kg)								
Sinnan	-							
Vedalan	330.00 - 350.00	340.00	390.00	-50.00				
Imported	300.00 - 320.00	312.00	332.00	-20.00				
Big Onion								
Imported	165.00 - 175.00	171.00	177.00	-6.00				
Local	-							
Potatoes (Rs/Kg)								
Welimada	-							
Nuwaraeliya	280.00 - 320.00	296.00	308.00	-12.00				
Imported	170.00 - 180.00	175.00	175.00					
Pulses (Rs/Kg)								
Green Gram	700.00 - 750.00	730.00	722.00	8.00				
Cowpea	650.00 - 700.00	675.00	675.00					
Red Dhal	220.00 - 230.00	226.00	226.00					
Consumption Item(Rs/Kg)								
Sugar(White)	208.00 - 210.00	209.00	209.00					
Wheat Flour	155.00 - 175.00	165.00	162.50	2.50				
Eggs (Rs/Egg)								
Brown	41.00 - 42.00	41.50	41.50					
White	39.00 - 40.00	39.50	39.50					

Data Management Division
Hector Kobbekaduwa Agrarian
Research and Training Institute
P.O. Box 1522
Colombo.

Hector Kobbekaduwa Agrarian Research and Training Institute
Data Management Division

Variety	2026.07.14 Peliyagoda Market	2026.07.14 Kandy Market	2026.07.14 Dambulla Market	2026.07.13 Meegoda Market	2026.07.14 Norochchole Market	2026.07.14 Thambuththegama Market	2026.07.14 Keppetipola Market	2026.07.14 Nuwaraeliya Market	2026.07.14 Bandarawela Market	2026.07.13 Veyangoda Market
Up Country Vegetable										
Beans	300 - 350	250 - 270	230 - 300	300 - 340	-	260 - 350	260 - 300	280 - 300	230 - 260	340 - 380
Carrot	230 - 260	240 - 260	200 - 250	230 - 290	-	250 - 300	180 - 220	260 - 280	180 - 220	250 - 280
Leeks	260 - 300	180 - 200	170 - 220	230 - 260	-	220 - 260	220 - 240	260 - 280	200 - 230	200 - 260
Beet root	250 - 280	260 - 280	250 - 300	270 - 300	240 - 300	260 - 300	-	-	-	310 - 320
Beet root (N Eliya)	300 - 350	300 - 320	360 - 400	-	-	-	280 - 300	220 - 230	270 - 300	350 - 370
Knolkhol	100 - 130	100 - 120	60 - 90	140 - 160	-	-	100 - 130	120 - 140	110 - 120	150 - 170
Raddish	80 - 100	80 - 90	30 - 45	100 - 120	20 - 40	70 - 100	60 - 70	60 - 70	60 - 70	90 - 140
Cabbage (N'Eliya)	-	120 - 130	-	100 - 130	-	-	80 - 100	90 - 110	80 - 90	110 - 130
Cabbage (Kandy)	70 - 100	70 - 100	100 - 130	-	-	100 - 130	-	-	-	-
Tomato	350 - 400	300 - 320	300 - 350	300 - 370	-	300 - 350	320 - 350	330 - 360	320 - 340	300 - 380
Low country Vegetable										
Ladies Fingers	100 - 150	90 - 110	80 - 110	120 - 150	50 - 60	70 - 100	-	-	140 - 150	120 - 140
Brinjals	350 - 450	320 - 350	250 - 350	400 - 450	130 - 180	200 - 250	300 - 350	-	300 - 340	360 - 450
Capsicum	550 - 600	330 - 350	450 - 500	480 - 520	370 - 450	500 - 550	550 - 600	560 - 600	500 - 550	450 - 550
Pumpkin	170 - 190	160 - 170	130 - 150	170 - 190	-	150 - 180	170 - 180	-	170 - 180	140 - 180
Cucumber	50 - 80	60 - 80	40 - 50	60 - 90	20 - 35	20 - 30	60 - 70	-	70 - 80	60 - 90
Bitter Gourd	350 - 400	280 - 300	280 - 330	480 - 530	350 - 370	300 - 350	-	-	380 - 400	360 - 420
Snake Gourd	200 - 250	140 - 150	110 - 150	210 - 240	-	120 - 140	-	-	220 - 230	220 - 260
Drumstick	150 - 350	250 - 450	180 - 230	380 - 420	300 - 400	420 - 450	250 - 260	-	250 - 300	370 - 410
Luffa	150 - 200	160 - 180	150 - 200	140 - 180	120 - 180	100 - 130	-	-	200 - 220	150 - 180
Long Beans	200 - 300	180 - 200	130 - 160	200 - 230	140 - 150	150 - 200	-	-	200 - 220	200 - 230
Ash Plantains	120 - 140	100 - 140	80 - 120	110 - 140	80 - 100	70 - 90	-	-	150 - 160	115 - 130
Green Chillies	1000 - 1100	950 - 1050	900 - 1300	1250 - 1300	1000 - 1000	1000 - 1150	1200 - 1300	-	1200 - 1300	1380 - 1400
Lime	250 - 300	280 - 300	280 - 330	320 - 380	-	230 - 280	-	-	350 - 400	300 - 380
Sweet Potatoe	130 - 160	130 - 150	75 - 110	110 - 130	-	130 - 150	160 - 170	-	140 - 150	120 - 150
Manioc	100 - 130	130 - 140	110 - 130	100 - 120	130 - 150	100 - 120	130 - 140	-	-	110 - 130
Eggplant	220 - 260	230 - 250	200 - 250	280 - 320	150 - 200	150 - 180			270 - 280	-
Potato(Imported)	170 - 180	170 - 180	160 - 170	170 - 215	-	170 - 210	-	-	190 - 210	170 - 220
Potato (Welimada)	-	-	-	-	-	-	250 - 270	-	260 - 280	-
Potato (Nuwaraeliya)	280 - 320	310 - 320	270 - 300	310 - 320	-	-	-	285 - 295	-	290 - 310
B'Onion Imported	165 - 175	180 - 190	120 - 175	170 - 185	-	130 - 180	160 - 210	-	185 - 195	175 - 185
Big-onion Local	-	-	-	-	-	-	-	-	-	-
Banana										
Ambul(Rs/Kg)	150 - 180	120 - 150								-
Kolikuttu	370 - 400	370 - 380								-
Seeni	100 - 150	110 - 140								-
Anamalu (Rs/Fruits)	26 - 34	-								-
Papaya (Rs/Kg)	120 - 160	100 - 110								-
Passion Fruits(Rs/Fruit	40 - 55									-
Other Fruits (Rs/Fruit)										
Pineapple - Large	300 - 350									
- Medium	230 - 270									-
- Small	180 - 210									-
Mango - Betti	50 - 60									
- Karathakol	170 - 200									-
Woodapple	90 - 110									-
Avocado	135 - 200									-
Orange	42 - 58									-

Data Management Division
Hector Kobbekaduwa Agrarian
Research and Training Institute
P.O. Box 1522

හෙක්ටර් කොබ්බෑකඩුව ගොවිකටයුතු පර්යේෂණ හා පුහුණු කිරීමේ ආයතනය

Hector Kobbekaduwa Agrarian Research and Training Institute

දත්ත කළමනාකරණ අංශය

තොග මිල ගණන් (කිලෝවකට රුපියල්)

Wholesale Prices (Rs/Kg)

වර්ගය	2026.07.14 පැලියගොඩ වෙළඳපොළ	2026.07.14 මහනුවර වෙළඳපොළ	2026.07.14 දඹුල්ල වෙළඳපොළ	2026.07.13 මීගොඩ වෙළඳපොළ	2026.07.14 නොරොච්චෝලේ වෙළඳපොළ	2026.07.14 තඹුත්තේගම වෙළඳපොළ	2026.07.14 කැප්පෙට්පොළ වෙළඳපොළ	2026.07.14 නුවරඑළිය වෙළඳපොළ	2026.07.14 බණ්ඩාරවෙල වෙළඳපොළ	2026.07.13 වේයන්ගොඩ වෙළඳපොළ
උඩරට එළවළු										
බෝංචි	300 - 350	250 - 270	230 - 300	300 - 340	-	260 - 350	260 - 300	280 - 300	230 - 260	340 - 380
කැරට්	230 - 260	240 - 260	200 - 250	230 - 290	-	250 - 300	180 - 220	260 - 280	180 - 220	250 - 280
ලීක්ස්	260 - 300	180 - 200	170 - 220	230 - 260	-	220 - 260	220 - 240	260 - 280	200 - 230	200 - 260
බීට්රූට්	250 - 280	260 - 280	250 - 300	270 - 300	240 - 300	260 - 300	-	-	-	310 - 320
බීට්රූට් (නුවරඑළිය)	300 - 350	300 - 320	360 - 400	-	-	-	280 - 300	220 - 230	270 - 300	350 - 370
නෝකෝල්	100 - 130	100 - 120	60 - 90	140 - 160	-	-	100 - 130	120 - 140	110 - 120	150 - 170
රාබු	80 - 100	80 - 90	30 - 45	100 - 120	20 - 40	70 - 100	60 - 70	60 - 70	60 - 70	90 - 140
ගෝවා (නුවරඑළිය)	-	120 - 130	-	100 - 130	-	-	80 - 100	90 - 110	80 - 90	110 - 130
ගෝවා (නුවර)	70 - 100	70 - 100	100 - 130	-	-	100 - 130	-	-	-	-
තක්කාලි	350 - 400	300 - 320	300 - 350	300 - 370	-	300 - 350	320 - 350	330 - 360	320 - 340	300 - 380
පහතරට එළවළු										
බණ්ඩක්කා	100 - 150	90 - 110	80 - 110	120 - 150	50 - 60	70 - 100	-	-	140 - 150	120 - 140
වම්බටු	350 - 450	320 - 350	250 - 350	400 - 450	130 - 180	200 - 250	300 - 350	-	300 - 340	360 - 450
මාළු මිරිස්	550 - 600	330 - 350	450 - 500	480 - 520	370 - 450	500 - 550	550 - 600	560 - 600	500 - 550	450 - 550
වට්ටක්කා	170 - 190	160 - 170	130 - 150	170 - 190	-	150 - 180	170 - 180	-	170 - 180	140 - 180
පිපිඤ්ඤා	50 - 80	60 - 80	40 - 50	60 - 90	20 - 35	20 - 30	60 - 70	-	70 - 80	60 - 90
කරවිල	350 - 400	280 - 300	280 - 330	480 - 530	350 - 370	300 - 350	-	-	380 - 400	360 - 420
පතෝල	200 - 250	140 - 150	110 - 150	210 - 240	-	120 - 140	-	-	220 - 230	220 - 260
මුරුංගා	150 - 350	250 - 450	180 - 230	380 - 420	300 - 400	420 - 450	250 - 260	-	250 - 300	370 - 410
වැටකොළු	150 - 200	160 - 180	150 - 200	140 - 180	120 - 180	100 - 130	-	-	200 - 220	150 - 180
මෑකරල්	200 - 300	180 - 200	130 - 160	200 - 230	140 - 150	150 - 200	-	-	200 - 220	200 - 230
අළු කෙසෙල්	120 - 140	100 - 140	80 - 120	110 - 140	80 - 100	70 - 90	-	-	150 - 160	115 - 130
අමු මිරිස්	1000 - 1100	950 - 1050	900 - 1300	1250 - 1300	1000 - 1000	1000 - 1150	1200 - 1300	-	1200 - 1300	1380 - 1400
දෙහි	250 - 300	280 - 300	280 - 330	320 - 380	-	230 - 280	-	-	350 - 400	300 - 380
බතල	130 - 160	130 - 150	75 - 110	110 - 130	-	130 - 150	160 - 170	-	140 - 150	120 - 150
මඤ්ඤොක්කා	100 - 130	130 - 140	110 - 130	100 - 120	130 - 150	100 - 120	130 - 140	-	-	110 - 130
එළබටු	220 - 260	230 - 250	200 - 250	280 - 320	150 - 200	150 - 180			270 - 280	-
අර්තාපල් (ආනයනික)	170 - 180	170 - 180	160 - 170	170 - 215	-	170 - 210	-	-	190 - 210	170 - 220
අර්තාපල් (වැලිමඩ)	-	-	-	-	-	-	250 - 270	-	260 - 280	-
අර්තාපල් (නුවරඑළිය)	280 - 320	310 - 320	270 - 300	310 - 320	-	-	-	285 - 295	-	290 - 310
ලොකුඵැණු (ආනයනික)	165 - 175	180 - 190	120 - 175	170 - 185	-	130 - 180	160 - 210	-	185 - 195	175 - 185
ලොකුඵැණු දේශීය	-	-	-	-	-	-	-	-	-	-
කෙසෙල්										
ඇඹුල් (කිලෝවකට)	150 - 180	120 - 150								-
කෝලිකුට්ටු (කිලෝවකට)	370 - 400	370 - 380								-
සීනි (කිලෝවකට)	100 - 150	110 - 140								-
ආනමාළු (එකකට රු.)	26 - 34	-								-
ගස්ලබු (කිලෝවකට))	120 - 160	100 - 110								-
වැල්දොඩම් (එකකට රු.)	40 - 55									-
පළතුරු (එකකට රු.)										
අන්නාස -ලොකු ප්‍රමාණය	300 - 350									
- මධ්‍යම ප්‍රමාණය	230 - 270									-
- කුඩා ප්‍රමාණය	180 - 210									-
අඹ - බෙට්ටි	50 - 60									
-කර්තකොලොම්බන්	170 - 200									-
දිවුල්	90 - 110									-
අලිපේර	135 - 200									-
දොඩම්	42 - 58									-

Note:
Usually, the price collection for Veyangoda and Meegoda wholesale markets is done the previous day between 6.00 pm and 8.30 pm, and for all other wholesale markets, the price collection is done between 7.00 am and 2.00 pm.

Data Management Division
Hector Kobbekaduwa Agrarian Research and Training Institute
P.O. Box 1522
Colombo.

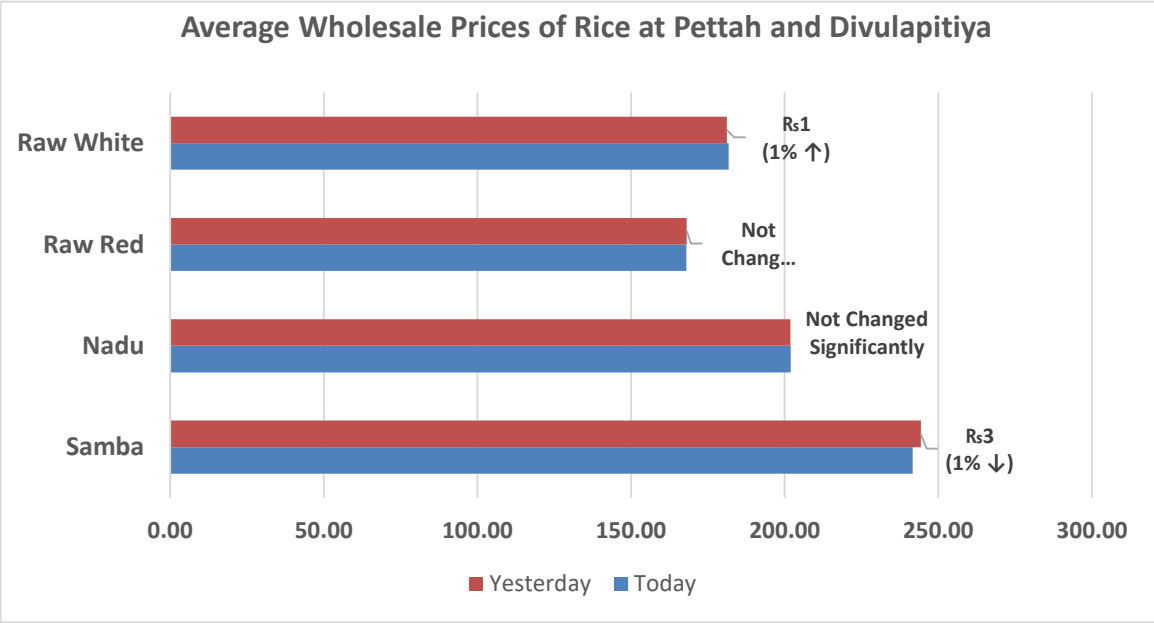
Average Wholesale Prices of Rice at Pettah and Divulapitiya
Raw White
Raw Red
Nadu
Samba
Rs1
(1% ↑)
Not
Chang...
Not Changed
Significantly
Rs3
(1% ↓)
0.00
50.00
100.00
150.00
200.00
250.00
300.00
Yesterday
Today

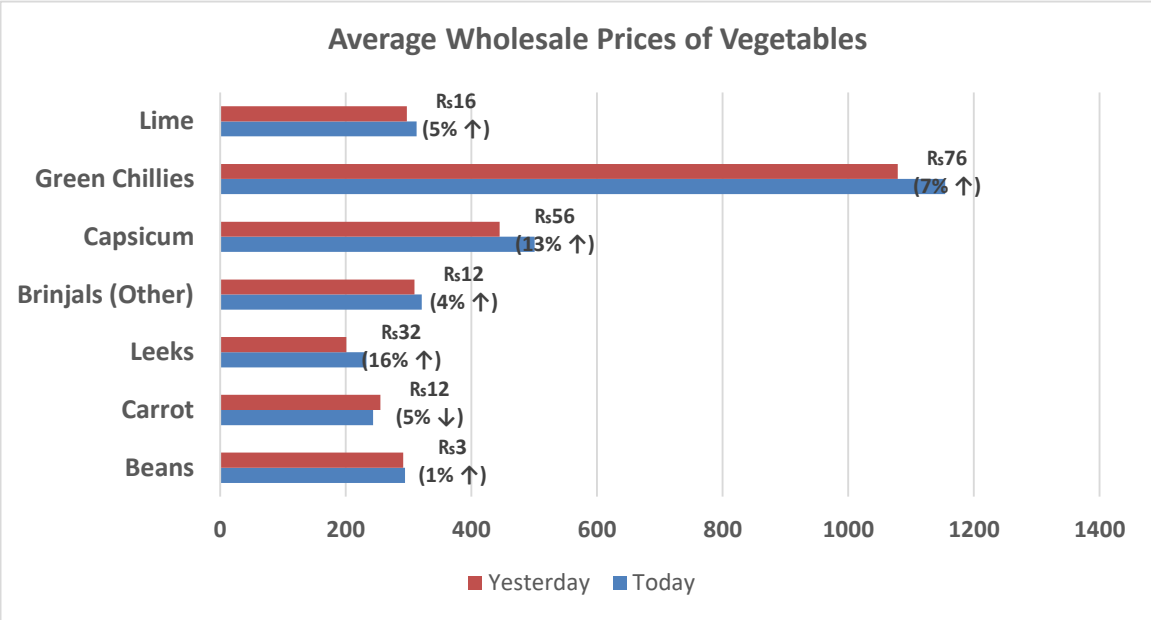
Average Wholesale Prices of Vegetables
Lime
Green Chillies
Capsicum
Brinjals (Other)
Leeks
Carrot
Beans
Rs16
(5% ↑)
Rs76
(7% ↑)
Rs56
(13% ↑)
Rs12
(4% ↑)
Rs32
(16% ↑)
Rs12
(5% ↓)
Rs3
(1% ↑)
0
200
400
600
800
1000
1200
1400
Yesterday
Today

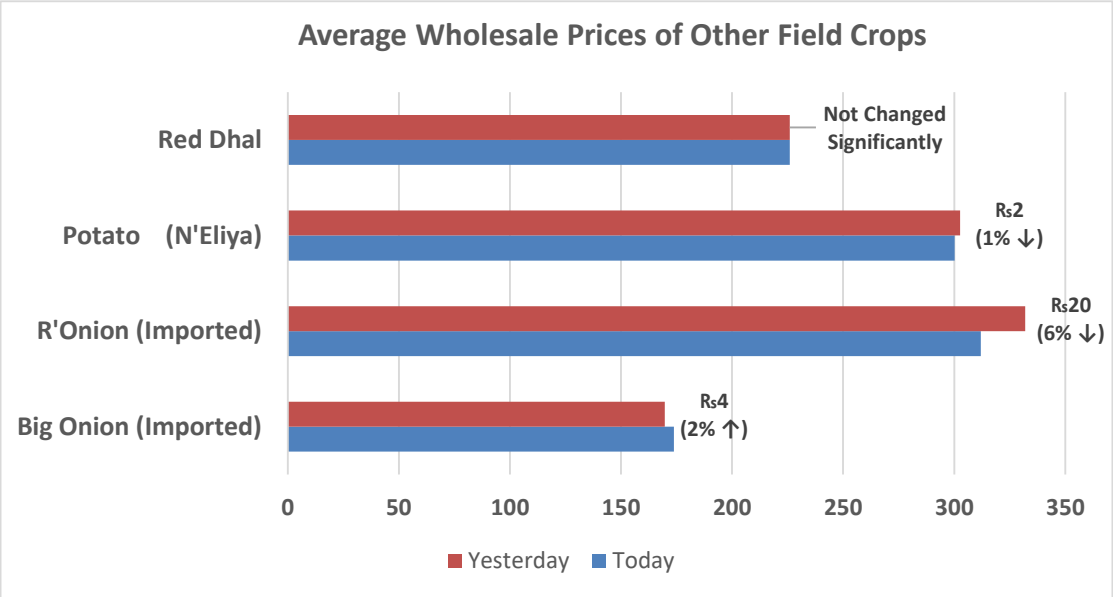
Average Wholesale Prices of Other Field Crops
Red Dhal
Potato (N'Eliya)
R'Onion (Imported)
Big Onion (Imported)
Not Changed Significantly
Rs2 (1% ↓)
Rs20 (6% ↓)
Rs4 (2% ↑)
0
50
100
150
200
250
300
350
Yesterday
Today

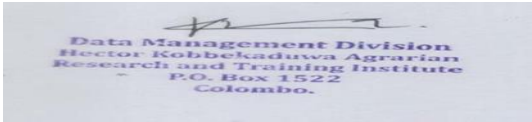
Data Management Division
Hector Kobbekaduwa Agrarian
Research and Training Institute
P.O. Box 1522
Colombo.